

## Technical data sheet

Power supply · Compact 3-phase, 2400 W

---

**Primary switchmode power supply, PFC, 3-phase**

**Input: Wide range input AC 340 - 550 V**

**Output: DC 24 V, 100 A**



---

### Identification

Type CPSB3-2400-24  
Part No. [722814](#)

---

### Product version

Datasheet version 00

---

### Input

Input protection Surge protection according to VDE 0160, over/undervoltage (auto restart)  
Phase monitoring (reduced output power): PFC error

Number of phases 3

Rated voltage  $U_N$  3 × AC 400–500 V

Operation voltage range AC 340–550 V / DC 520–750 V

Frequency range 47 Hz – 63 Hz

Rated current  $I_N$  4.5 A @ AC 400 V / 3.5 A @ AC 500 V

Inrush current < 12.5 A (active inrush current limitation)

External protection Mini-circuit breaker: 3 × C 10 A / safety fuse: 3 × T 10 A (required)

Power factor correction P.F.C. >0.92

---

### Output

Output voltage/current DC 24 V/100 A

Rated voltage  $U_N$  DC 24 V

Rated current  $I_N$  100 A

Max. output current (limited current) >100 A

Max. output current (HICCUP, 5 sec) 150 A

Power Dissipation <200 W

---

#### United Kingdom: LÜTZE Ltd.

Unit 3, Sandy Hill Park  
Sandy Way, Amington • GB-Tamworth, Staffs B77 4DU  
Tel. +44 (0)1827 31333-0 • Fax +44 (0)1827 31333-2  
[www.lutze.com](http://www.lutze.com) • [sales.gb@lutze.co.uk](mailto:sales.gb@lutze.co.uk)

#### Germany: Friedrich Lütze GmbH

Postfach 12 24 (PLZ 71366) • Bruckwiesenstraße 17-19 • D-71384 Weinstadt  
Tel. +49 (0)7151 6053-0 • Fax +49 (0)7151 6053-277(-288)  
[www.luetze.de](http://www.luetze.de) • [info@luetze.de](mailto:info@luetze.de)

24.01.2023 • Subject to technical modification

Part No. [722814](#) • Datasheet version: 00

page 1 of 6



SYSTEMATIC TECHNOLOGY

## Technical data sheet

### Power supply · Compact 3-phase, 2400 W

---

Setting range $U_{out\ min.}/U_{out\ max.}$	DC 11.9–29 V
Load regulation	<1 %
Rise time	< 4.5 s
Ripple and noise	<200 mV pp
Hold up time	>10 ms @ AC 400 V / >10 ms @ AC 500 V
Parallel / redundant mode	Max. 4 devices
Efficiency	>92 %
Over voltage protection	>DC 33 V
Short circuit	Adjustable: Hiccup, current limiting (C.C. Modus)

---

#### Status indication

---

Status indication DC ON LED green	Alphanumeric display
Status indication DC LOW LED red	Alphanumeric display

---

#### Monitoring

---

DC ON Control (Rdy)	Relay, N/O contact active, adjustable, DCok: 90–110 % Uset, ACok: acc. input voltage range, overload Overtemperature range, charging complete
Switching capacity	AC/DC 30 V, 1 A, 30 W
Isolation voltage	AC 500 V
Output current	galvanically isolated: 0–10 V and 4–20 mA

---

#### General

---

Insulation voltage input / output	DC 4.2 kV
Insulation voltage input / ground	DC 2.2 kV
Insulation voltage output / ground	DC 750 V
Derating	>50 °C: -60 W/°C Automatic power derating (1200 W) for 2 phases operation
Cooling	Air convection, forced cooling >45°C, 80 mm distance top/bottom, 10 mm side
Housing material	Aluminum
Mounting	DIN rail mountable TS35 (EN 60715)
Installation position	Vertical
MTBF	>500000 h: SN29500 / >700000 h: MIL HDBK 217F
Degree of protection	IP20 (IEC 529 / EN 60529)
Protection class	I
Weight/unit	2.8 kg
Connection type	Screw terminal Input 0.20 mm <sup>2</sup> – 4.0 mm <sup>2</sup> Output 0.20 mm <sup>2</sup> – 35.0 mm <sup>2</sup> Auxiliary 0.20 mm <sup>2</sup> – 1.5 mm <sup>2</sup>
Dimensions (w × h × d)	233.0 mm × 160.0 mm × 101.0 mm
PU (units)	1

---

## Technical data sheet

Power supply · Compact 3-phase, 2400 W

---

### General ambient conditions

---

Operation temperature range	-40 °C ... +70 °C (UL approved up to +50 °C)
Storage temperature range	-40 °C ... +80 °C
Over voltage category	III
Degree of pollution	2
Relative air humidity	5 – 95 % RH, non-condensing
Vibration resistance	5 – 17.8 Hz: ±1.6 mm, 17.8 – 500 Hz: 2 g 2 hours/axes X,Y,Z, IEC 60068-2-6
Shock resistance	30 g 6 ms, 20 g 11 ms, 3 shocks/direction, 18 shocks in total, IEC60068-2-27

---

### Interface

---

User Interface	LCD display 16 × 2 character, multi language, 4 keys (command and navigation)
Auxiliary voltage output	galvanically isolated DC 12 V, 100 mA
NTC	Temperature-controlled battery charging (mandatory)

---

### Certifications/Standards

---

Certifications	CE UKCA cULus (E249179)
Standards	UL 508 IEC/EN 61010-1 IEC/EN 61010-2-201 IEC/EN 60950 EN 55011 (CISPR11) Class A EN 55022 (CISPR22) Class A EN 61000-3-2 Class A EN 61000-4-2 Level 3 EN 61000-4-3 Level 3 EN 61000-4-4 Level 4 EN 61000-4-5 Level 4 EN 61000-4-11 Level 2 IEC 60068-2-6 (Vibration sinusoidal), 5-17.8 Hz: ±1.6 mm, 17.8-500 Hz: 2 g 2 hours / axis (X,Y,Z) IEC 60068-2-27 (Shock), 30 g 6 ms, 20 g 11 ms, 3 bumps / direction, 18 bumps total

## Technical data sheet

### Power supply · Compact 3-phase, 2400 W

#### Notes and Comments

##### Range of functions

The new power compact series provides a number of additional adjustment options via function keys. The selected functions are shown on a display. In addition, the current output voltage and current are displayed for normal operation.

##### Input protection

- Active Surge suppressor and inrush limiter (ASSIL) as protection against overvoltages according to VDE 0160
- PFC error monitoring
- Phase monitoring with automatic reduction of the output power
- Automatic start/restart system for over- and undervoltages

##### Output protection

- Adjustable current limiting between  $0.1 I_N$  and  $I_N$
- Hiccup autoreset based on current limiting or maximum output voltage (150%)

##### Status display and signal

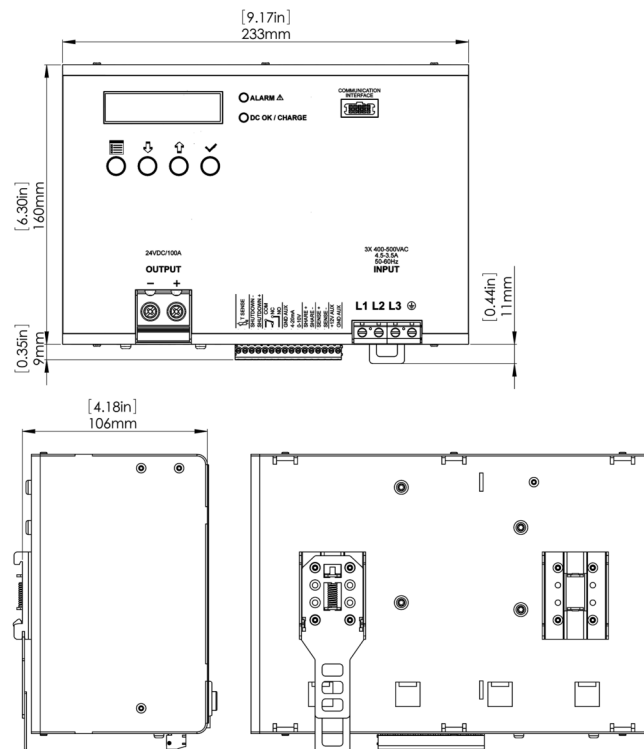
– In addition to an LED for “DC OK” and error displays, the devices have the following analog outputs 0–10 V and 4–20 mA as direct function of the load current

- Programmable relay contact with the functions  
Output voltage/current, Overload, Overtemperature

##### Additional functions

- Temperature-compensated battery charging function
- Display and compensation of the voltage drop for long cables
- Remote On/Off of the output voltage
- DC 12 V auxiliary voltage
- Monitoring and control interface based on RS232 (optional)
- Integrierte O-Ring-Diode
- Load sharing in parallel operation
- Load current sharing

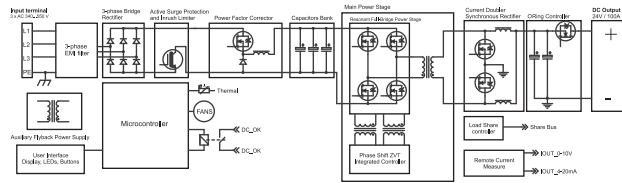
#### Dimensions



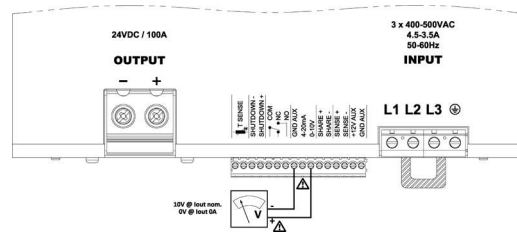
# Technical data sheet

## Power supply · Compact 3-phase, 2400 W

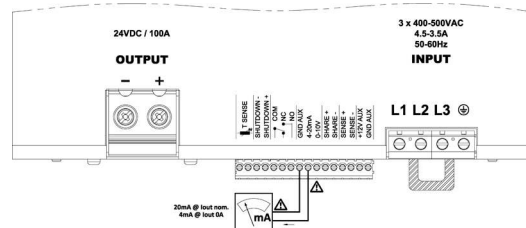
### PIN assignment



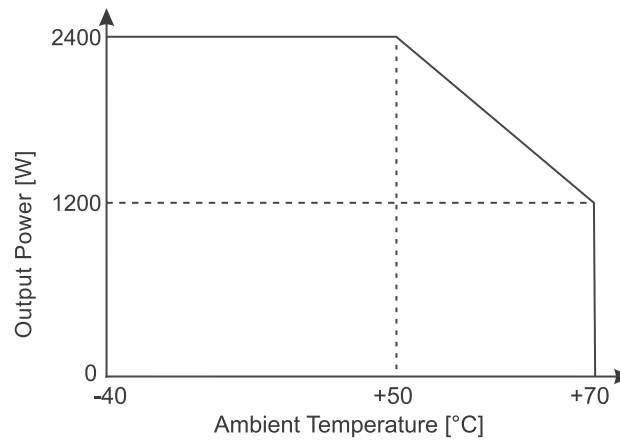
### Output voltage in 0–10 V



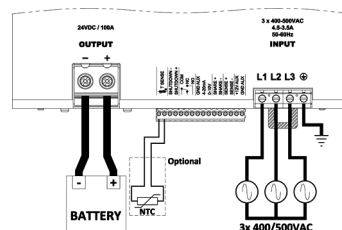
### Output voltage in 4–20 mA



### Derating



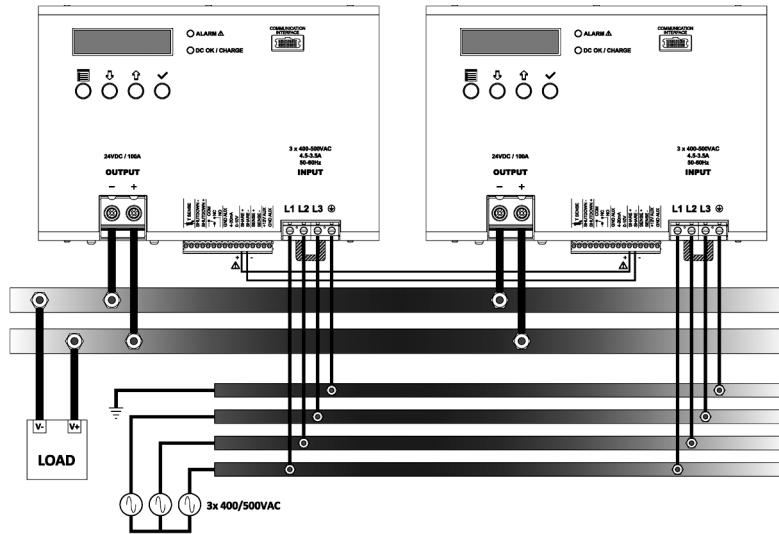
### Charging operation



# Technical data sheet

## Power supply · Compact 3-phase, 2400 W

### Parallel/redundant mode



### Serial operation

